

INVITED REVIEW

EXISTENCE, ORIGIN AND ECOHYDROLOGICAL SIGNIFICANCE OF SOIL WATER REPELLENCY: A REVIEW

Leelamanie DAL*

Department of Soil Science, Faculty of Agriculture, University of Ruhuna, Mapalana, Kamburupitiya 81100, Sri Lanka

ABSTRACT

Soil water repellency (SWR) is explained as a reduction of wetting rates and water entry into soils. Water-repellent soils do not wet spontaneously when water is placed on the surface. SWR is increasingly being recognized as a common phenomenon impacting the hydrological functions of soil systems. The main hydrological impacts of SWR are reduced infiltration rates, increased overland flow, spatially localized infiltration with fingered flow development, modifications of the three-dimensional distribution, and dynamics of soil moisture. SWR increases overland flow during rainstorms, and subsequently, topsoil erosion. It reduces the water entry into the root zone and retards plant growth, reducing the quantity and the quality of crop production. Water repellency is caused by the presence of hydrophobic organic matter in the soil as coatings on mineral particles intermixed materials. In addition to organic matter, soil moisture content is also an important factor that influences the SWR. Water-repellent nature can be theoretically explained based on the surface free energy and the contact angle of soil. The surface free energy of the soil and the contact angle measures the degree of water repellency, or how much the soil is water-repellent. In this review, the existence, origin, various impacts, theoretical concepts, and management of SWR are discussed using global and local research findings over more than ten decades.

Keywords: Contact angle, Hydrophobicity, Soil water repellency, Soil organic matter, Surface free energy

1.0 Introduction

Soil water repellency (SWR) can be defined as the phenomenon that soil does not wet spontaneously when water is applied on the surface. This condition is generally termed also as hydrophobicity, although slightly water-repellent soils cannot be termed hydrophobic. Under certain conditions, all soils may display water repellency to some degree (Doerr *et al.* 2000). SWR is increasingly being recognized as a common phenomenon impacting the hydrological functions of soil systems (Wallis and Horne 1992). Although water repellency in soils has been recorded since the early 20th century (Schantz and Piemeisel 1917), only limited reports are available prior to the 1960s. Research on SWR reportedly intensified during the latter part of the 20th century, and DeBano (1981; 2000a) provided detailed reviews covering topics specifically on fire-induced SWR and management strategies. Over the past few decades, it has become clear that the SWR is much more widespread than formerly thought. SWR is reported in most

parts of the world under varying land uses and climatic conditions.

The wettability of soils is important for many processes concerning the interactions of soil and water (Anderson *et al.* 1995). Water-repellent conditions in soils are related with management practices and biological changes in soil systems that are connected to water flow and transport processes in soils. The main impacts of SWR are the reduction of infiltration rate, increase of overland flow and soil erosion, development of fingered flow in structural or textural preferential flow paths, and creation of unstable, irregular wetting fronts (Hendrickx *et al.* 1993; Ritsema and Dekker 1998). When added to water-repellent soils, water just runs off instead of soaking into the soil (Figure 1). As a result, getting the water into the root zone becomes a major problem. Reduction of water entry to the root zone retards plant growth, reducing the quantity and the quality of crop production. SWR contributes to the land degradation by increasing surface runoff and topsoil erosion

*Corresponding author: leelamanie@soil.ruh.ac.lk

(Shakesby *et al.* 2000; Ward and Oades, 1993).



Figure 1: Water Applied on the surface flows through the slope without penetrating into the soil

Over the past decades, SWR has been encountered in all inhabited continents (Dekker *et al.* 1998; DeBano 2000a; Doerr *et al.* 2000; Kobayashi and Shimizu 2007; Lichner *et al.* 2018, 2013a,b; Jordán *et al.* 2013; Leelamanie and Nishiwaki 2019; Leelamanie 2016; Leelamanie *et al.* 2021). Although SWR has been reported in almost all major soil types in the world, the occurrence of water repellency in Sri Lankan soils has not been extensively studied or reported so far. Most Sri Lankan soils are readily wettable. This might be due to rapid decomposition rates of organic fraction corresponding to the prevailing high temperature and humidity levels throughout the year. However, SWR conditions are found in soils under several exotic plant species in Sri Lankan conditions (Leelamanie 2016; Leelamanie *et al.* 2021; Piyaruwan and Leelamanie 2020; Piyaruwan *et al.* 2020).

Reviewing the knowledge on water-repellent soils which is scattered into different disciplines and subjected to research throughout the world is important for the general understanding. The purpose of this review is to discuss the various aspects of soil water repellency, summarizing past and present research, and consequently to provide a concise but comprehensive report on SWR, including Sri Lankan conditions to the present reviews. In this review, the existence, origin, various impacts, ecohydrological

implications, and management of water repellency are discussed.

2.0 Existence of water-repellent soils

SWR is a widespread phenomenon (Wallis and Horne 1992) and has been mostly reported as the norm rather than an exception (Wallis *et al.* 1991). The existence of water-repellent soils has been known for many decades. It varies non-linearly with soil water content (Figure 2) and is generally found to be most extreme when soils are air-dried, declining, and eventually disappearing as soils become wet (De Jonge *et al.* 1999; Leelamanie and Karube 2007, 2011). Most sandy, loamy, and clayey textured mineral soils and peat are known to exhibit water repellency, at least, to some extent (Doerr *et al.* 2000; Jaramillo *et al.* 2000; Wallis and Horne 1992). Water repellency is found to be causing serious land use problems in agriculture (Blackwell 2000).

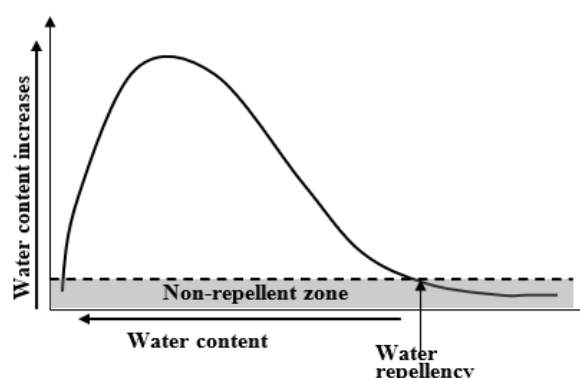


Figure 2: Water repellency varies with soil water content

2.1 Global existence

The worldwide occurrence of soil water repellency has been recognized in most parts of the world (Jaramillo *et al.* 2000). Reports are available to confirm that water repellent soils exist under various natural ecosystems in countries including Australia (Roberts and Carbon 1972), Canada (Dormaar and Lutwick 1975), Egypt (Bishay and Bakhati 1976), Japan (Nakaya 1977; Kobayashi and Shimizu 2007; Kobayashi *et al.* 1996; Leelamanie and Nishiwaki 2019), Italy (Giovannini and Lucchesi 1984), Poland (Orzechowski *et al.* 2013), the Netherlands (Dekker and Jungerius

1990; Hendrickx *et al.* 1993), Slovakia (Lichner *et al.* 2007, 2018), Spain (Imeson *et al.* 1992), Portugal (Doerr *et al.* 1996), Germany (Lichner *et al.* 2018), New Zealand (Wallis and Horne 1992), South Africa (Scott and Van Wyk 1992), Colombia (Jaramillo *et al.* 2000), the USA (Hubbert *et al.* 2006), Greece (Ziogas *et al.* 2005), United Kingdom (Mainwaring *et al.* 2004), China, Israel (Liu and Zhan 2019), India (Das and Das 1972; Mandal and Jayaprakash 2009), and Sri Lanka (Leelamanie 2016; Piyaruwan and Leelamanie 2020; Piyaruwan *et al.* 2020; Leelamanie *et al.* 2021). There are indications that under certain conditions all soils may exhibit SWR to some degree (Doerr *et al.* 2000), basically in all the continents except Antarctica.

2.2 Local existence

Although SWR has been reported for almost all major soil types and ecosystems in the world, the existence of water repellency in Sri Lankan soils has not been extensively studied and reported except for the several studies reported during the past few years (Leelamanie 2016; Leelamanie *et al.* 2021; Piyaruwan and Leelamanie 2020; Piyaruwan *et al.* 2020). Sri Lankan soils are mostly readily wettable. Most soils in the low country wet zone and some soils in the low country dry zone, and the upcountry wet zone of Sri Lanka, including wet zone forest soils are characterized by extremely rapid wetting rates. This is possibly due to the low levels of SOM as a result of rapid decomposition rates of organic matter corresponding to the prevailing very high temperature and humidity levels, throughout the year.

However, some soils in Sri Lanka are characterized by extreme water-repellent conditions. Casuarina (*Casuarina equisetifolia*) is one of the common land covers that can be seen in Sri Lankan coastal sand dunes, which were established as shelter belts for the protection of beach sides. Caribbean pine (*Pinus caribaea*) and Eucalyptus (*Eucalyptus grandis*) are planted in hillslopes of Sri Lanka with the main objective of rehabilitating the degraded lands, and now commonly found in upcountry wet

and intermediate zones. Dune sands under Casuarina forests in the low country dry zone (Leelamanie 2016), and soils under exotic Pine forests and Eucalyptus forests in upcountry wet and intermediate zones (Piyaruwan and Leelamanie 2020; Piyaruwan *et al.* 2020) show extreme water-repellent conditions on the surface under natural conditions.

3.0 Origin of water-repellent soils

3.1 The ecological scale

Soil organic matter (SOM) is an important factor, which controls many functions in the soil. Waxes from microorganisms including basidiomycete fungi (Bond and Harris 1964), fungal growth (Chan 1992), plant materials (DeBano *et al.* 1970; McGhie and Postner 1981), and tree litter in vegetation types such as eucalyptus (McGhie and Posner 1980) have been suggested to be involved in the development of water repellency in the field. Potentially hydrophobic organic materials in soils are known to be produced by the plant root exudates, certain fungal species, surface waxes from plant leaves, and decomposing soil organic matter (Hallett *et al.* 2006; Mainwaring *et al.* 2004).

Studies under different climatic regions and various land-use types report numerous impacts of SWR on water systems and hydraulic dynamics in soils. Mostly water-repellent soils are associated with specific plant species that consist of significant quantities of water-repellent materials including polar waxes and/or resins.

3.1.1 Association with plant species: Global context

Eucalyptus (*Eucalyptus globulus*; *Eucalyptus grandis*) (Piyaruwan and Leelamanie 2020; Ferreira *et al.* 2000), Pine (*Pinus caribaea*, *Pinus halepensis*, *Pinus pinaster*, *Pinus sylvestris*) (Iovino *et al.* 2018; Lichner *et al.* 2013a; Piyaruwan *et al.* 2020), Japanese cypress (*Chamaecyparis obtusa*), Japanese cedar (*Cryptomeria japonica*) (Kobayashi and Shimizu 2007; Leelamanie and Nishiwaki 2019), and Casuarina (*Casuarina equisetifolia*) (Leelamanie, 2016; Leelamanie *et al.* 2021; Lin *et al.* 2006) are few examples

for tree species that are associated with SWR. Soils under these vegetation types in countries over most parts of the world show water-repellent conditions to various degrees.

3.1.2 Association with plant species: Local context

Plantation forests in Sri Lanka are mainly established using non-native plant species such as pine, eucalyptus, and casuarina due to their fast growth over indigenous species. The main objectives of this exercise were to have an alternative supply of timber resources to safeguard the natural forests and to rehabilitate and protect environmentally damaged or threatened areas within a short period. However, these plantations created dialogues in the past few decades over their unsuitability for the environment as demonstrated by the pieces of evidence such as the drying-out of streams, lowering of groundwater level, absence of undergrowth, and the occurrence of SWR (Leelamanie 2016; Leelamanie *et al.* 2021; Piyaruwan and Leelamanie 2020; Piyaruwan *et al.* 2020). Although these plantation forests provide some of the expected benefits, the presence of water-repellent conditions creates various hydrological consequences.

3.1.2.1 Casuarina shelterbelt, Hambantota

Casuarina equisetifolia is an evergreen, dioecious or monoecious tree 6-35 m tall, with a finely branched crown. One of the common names of Casuarina species, 'she-oak', is widely used in Australia. The sand dune in the Dry zone of Sri Lanka is under a thick cover of *Casuarina equisetifolia* (6°06' 52" N 81°05'02" E). The area falls under the DL5 Agro-Ecological Region (AER). It is one of the driest parts of Sri Lanka with an annual average rainfall of 900 mm. The soil type is sandy Regosols according to the local classification (USDA classification: Ustic Quartzipsamments).

In general, Regosols show no structural development, where both surface and subsurface soils are single-grained, with rapid infiltration and high permeability. However, the sand under this particular Casuarina shelterbelt is extremely water-repellent with

very low infiltration rates (Leelamanie *et al.* 2021). The floor of the sand dune is covered with a thick litter layer of dry Casuarina leaves or phylloclades (Figure 3 a, b). The litter layer varies from about 3 to 10 cm in thickness, which seems to be interrelated with the climatic conditions, more specifically, the rainfall.

The decomposition rate of the organic matter




Figure 3 (a): Casuarina forest floor is covered with a thick layer of water-repellent phylloclade litter (b): Water drops applied on the surface remains for more than one hour

is very low in the dry period of the year, resulting in maximum litter thickness, where the surface shows extreme levels of hydrophobic nature. Water drops placed on the sand surface takes more than one hour to penetrate the surface completely. When poured on the surface, water flows over the sand surface without showing any sign of infiltration (Leelamanie 2016; Leelamanie *et al.* 2021). The undergrowth of the area is limited to the prominent and aggressive development of Prickly Pear (*Opuntia monacantha* and *Opuntia dillenii*), which is commonly known to be "Katu Pathok" in Sri Lanka, and to a minimum development of

several common weeds.

3.1.2.2 Pine forest: Thangamale Sanctuary, Haputale

Thangamale Sanctuary, Haputale, was started with the objective of restocking the existing forests in the slope lands as a measure of preventing erosion and subsequent land degradation. A part of the Thangamale Sanctuary (6°46'16" N 80°55'52" E) in the Upcountry Intermediate zone (IU3 AER) of Sri Lanka (National Atlas of Sri Lanka, 2007) is covered with a thick growth of Pine. *Pinus caribaea* is 20-30 m tall with a generally straight and well-formed trunk and is established in Sri Lanka in 1965. The IU3 AER is the driest part of the region with an annual average rainfall of 1150 mm. The forest floor is covered with a thick layer of litter consisting of slippery dried pine leaves (Figure 4 a, b) that show extreme water-repellent characteristics. The topsoil is extremely water-repellent and the repellent level decreases towards the lower layers of the soil (Leelamanie *et al.* 2021; Piyaruwan *et al.* 2020).

Although the influence of Pines on soil hydro




Figure 4 (a): Pine plantation at Thangamale Sanctuary, Haputale (b): Forest floor is covered with a thick layer of water repellent leaf litter

-physical parameters and heterogeneity of water flow is still not known to the general public in Sri Lanka, it created a dialogue over its unsuitability due to the drying out of streams, reduction of groundwater level, etc. As a result, the Forest Department has taken a policy decision not to establish new pine plantations in Sri Lanka.

3.1.2.3 Eucalyptus forest: Diyathalawa

A water-repellent *Eucalyptus grandis* plantation forest is located in the Upcountry intermediate zone (IU3c AER, National Atlas of Sri Lanka, 2007), Diyathalawa, Sri Lanka, (06° 47' 42" N 80° 57' 57" E) with an area of around 100 ha. The area is characterized by steep slopes (~10–40°). The mean annual temperature of the area is in the range of 20–22.5°C with a mean annual rainfall of >1700 mm.

Similar to other forests with water-repellent soils, a thick mat of litter layer with 3–4 cm thickness covers the forest floor (Figure 5 a, b). The soils are sandy loam in texture and can be classified under Red Yellow Podzolic according to the local classification (Hapludults, USDA classification, Soil Survey Staff, 2014).

The surface soil is extremely water-repellent




Figure 5 (a): Eucalyptus plantation at Diyathalawa (b): Forest floor is covered with a thick layer of leaf litter

and the magnitude of repellency tends to decrease with increasing soil depth (Leelamanie *et al.* 2021; Piyaruwan and Leelamanie 2020; Piyaruwan *et al.* 2020).

3.2 The macroscale

SWR is mostly vegetation-induced because water repellency of soil is often a function of the type of organic matter incorporated in it, and organic matter is, in general, vegetation-derived in nature. The litter material collected on forest grounds with stable types of organic material such as various hydrophobic aromatic compounds shows very slow decomposition rates leading to the accumulation of such litter materials in forest soils, forming a superficial layer of vegetal residues. These litter layers continuously release various hydrophobic organic compounds into the underlying soils.

The development of SWR is associated with both the content and the composition of SOM (Doerr and Thomas 2000). Repellency occurs when originally wettable mineral particles are hydrophobized by coatings of organic substances or with the presence of intermixed organic matter with mineral soil particles (Bisdom *et al.* 1993; Bachmann *et al.* 2000b; DeBano 1981; Leelamanie 2016; Wallis and Horne 1992). SWR is known to follow short-term or seasonal variations (Doerr and Thomas, 2000).

Certain types of organic matter induce water repellency in soils by several means. Coatings of hydrophobic plant decomposition, microbial, or fungal byproducts around mineral soil particles may induce water repellency (DeBano 2000a; Doerr *et al.* 2000). Franco *et al.* (1995) described that wax-containing particles and wax-coated sand surfaces contribute to the development of SWR. Furthermore, intermixing of mineral soil particles with particulate organic matter, such as remnants of roots, leaves, and stems, may also induce severe water repellency (Bisdom *et al.* 1993).

Doerr *et al.* (2005) reported that some compounds extracted from wettable soils can induce hydrophobicity in wettable sand.

Accordingly, hydrophobic compounds (Doerr *et al.* 2005; Leelamanie and Karube 2007 2009) or the amount and the proportion of hydrophobic functional groups in the SOM (McKissock *et al.* 2003) may not always relate to the water repellency. Yet, SOM is the most important factor affecting soil water repellency, without which the repellency would not exist.

3.3 The microscale

Alkanes, alkanolic acids, and esters are some of the common organic chemical compounds in SOM that are associated with vegetation-induced water repellency (Hansel *et al.* 2008). Water repellency is not an absolute concept because there is no surface in nature that actually exerts repelling forces on any liquid. A surface displays hydrophilic or hydrophobic characteristics depending on the level of attraction towards the liquid (water). In general, there is always some level of attraction present between any kind of liquid and any solid, and therefore, entirely hydrophobic surfaces do not exist (Tschapek 1984). When a surface is hydrophilic, it allows water placed on the surface to spread over as a thin film showing wettable behavior. In contrast, on a hydrophobic surface, water balls up to form separate droplets displaying a water-repellent nature (Adam 1963). Hurraß and Schaumann (2006) suggested that the occurrence of amphiphilic substances might also be an important factor involved in creating soil water repellency.

The presence of both free and esterified long-chain, C₁₆ to C₃₂ fatty acids is reported in hydrophobic extracts of non-wetting sands (Ma'shum *et al.* 1988). Franco *et al.* (2000b) reported that the components of the waxes isolated from non-wetting sand, tree litter, and other plant materials consist of un-branched and branched C₁₆ to C₃₆ fatty acids and their esters, alkanes, phytanols, phytanes, and sterols. It is accepted that long-chain aliphatic compounds such as long-chain fatty acids, alcohols, esters with extended polymethylene chains, and alkanes in SOM are associated with SWR (Franco *et al.* 1995, 2000a; Ma'shum *et al.* 1988). The presence, as well as the cohesion and packing of hydrocarbon

chains, are important parameters in creating hydrophobic surfaces (Uddin *et al.* 2019). SWR occurs as a result of various interactions between water molecules and the molecules in hydrophobic organic coatings on soil particles or intermixed organic materials. According to some conceptual models, interactions of organic compounds with water at the surfaces can be explained properly at the nanoscale.

4.0 Theoretical aspects of water repellency

4.1 Surface free energy and contact angle

The contact angle is a quantitative measure of SWR that increases with an increasing magnitude of repellency. It is defined geometrically as the angle formed by a liquid at the three-phase boundary where a liquid, gas, and solid intersect. Surface free energy (or surface tension) is the force that operates on a surface and acts perpendicular and inward from the boundaries of the surface, tending to decrease the area of the interface (Heimenz and Rajagopalan 1997). It can be explained as the free energy per unit area or the force per unit length. The surface free energy of a solid is a characteristic factor that affects the surface properties and interfacial interactions such as adsorption, wetting, adhesion, etc.

Contact angle and surface free energy are two different parameters although they are closely related. Both are consequences of intermolecular interactions. Surface free energy is a property of the interface between two phases, and therefore, two phases must be specified to describe the property. Contact angle describes the edge of the two-phase boundary where it ends at a third phase (Figure 6).

Therefore, three phases are needed to explain




Figure 6: Soil-water contact angles of water drops placed on soil surfaces

the contact angle. Whether a liquid spread on a surface or will break up into small droplets depends on these properties (Heimenz and Rajagopalan 1997).

4.2 Liquid-solid interactions

Chemical affinities between a solid surface and a liquid at the molecular level determine the wettability of the surface and the resulting shape of the liquid drop (Heimenz and Rajagopalan 1997). Water repellency appears in low-energy surfaces, where the attraction between solid and liquid phases is weak (Leelamanie *et al.* 2007; Roy and McGill 2002). If the attraction between the molecules of a liquid (e.g. water) and the molecules of a solid surface (e.g. soil) is stronger than the attraction between liquid molecules towards each other, the contact angle becomes smaller and surface wetting occurs (Figure 7). These kinds of solid surfaces are known as high-energy surfaces, where the adhesion force is larger than the cohesion force. Alternatively, if the attraction between the molecules of a liquid and the molecules of a solid surface is weaker and liquid molecules are more strongly attracted to each other (low-energy surfaces, adhesion < cohesion), the liquid tends to bead up making a higher contact angle, showing water repellency.

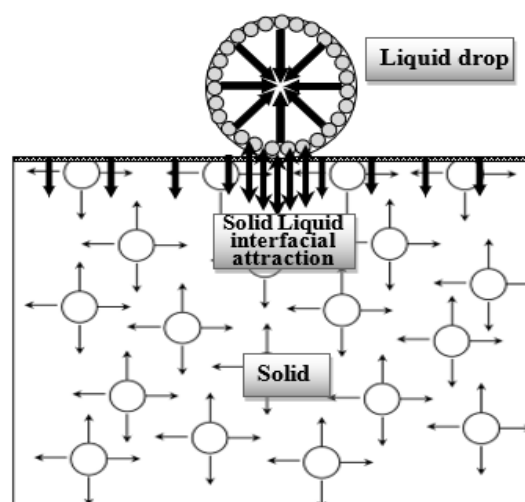


Figure 7: Surface free energy of solid and the liquid that indicate the cohesive forces, and the interfacial attractions between solid and liquid that indicate the adhesive forces

5.0 Ecohydrological behavior and implications

Water repellency in soils can have serious environmental implications, including reduced seed germination and plant growth, lowered irrigation efficiency, accelerated soil erosion, enhanced leaching of agrochemicals through preferential flow, and reduced agricultural production (Dlapa *et al.* 2004; Lichner *et al.* 2006; Shakesby *et al.* 2000; Ward and Oades 1993). It can cause delayed germination of pasture and crops, leaving soil prone to erosion. All these impacts are interrelated with the hydrological implications of SWR.

Usually, dry soils are readily absorbing water due to the strong attraction between mineral particles and water molecules. Highly wettable soils show liquid-solid contact angles of almost zero. The affinity of soil particles towards water molecules is retarded by coatings of mineral soil particles with hydrophobic substances. This will increase the liquid-solid contact angle and make soil water-repellent or hydrophobic. This phenomenon changes the capillarity of soil and influences the hydrological dynamics in soils.

5.1 Moisture content dependency

SWR is a characteristic that is highly moisture-dependent. In general, it breaks down after the soil is in contact with water for some period (Rye and Smettem 2015). The exact mechanisms behind this phenomenon are not clearly understood. However, it is generally accepted that organic molecules at the soil surface reorientate and reorganize when contacts with water droplets, where the hydrophilic groups in amphiphilic molecules start to orient toward the water, transforming the soil towards more wettable (Kleber *et al.* 2007; Kaiser *et al.* 2015; Doerr *et al.* 2000; Smettem *et al.* 2021). Consequently, the attraction through adhesion becomes stronger than the cohesion of water molecules breaking the spherical shape of water droplets leading to quick absorption of water into the soil.

SWR varies non-linearly with soil moisture content (Figure 2). In general, soils are non-

repellent at high moisture contents close to saturation and start to show water-repellent characteristics with drying at a marginal water content that is specific to a particular soil (Doerr and Thomas 2000; Kobayashi and Shimizu 2007; Leelamanie and Karube 2011). Further drying usually increases the SWR to a maximum level, and extreme drying may decrease the repellency to a lower or non-repellent level (De Jonge *et al.* 1999; Regalado and Ritter 2005; Leelamanie and Karube 2007, 2011).

The water-dependent repellency curve is used to introduce water repellency parameters such as the critical water content (the marginal water content where SWR appears with drying), the water content at the maximum repellency, and the integrated area below the curve (Doerr and Thomas 2000; Regalado and Ritter 2005). Many internal and external factors such as organic matter (Franco *et al.* 1995; Leelamanie and Karube 2007), clay (McKissock *et al.* 2002; Lichner *et al.* 2006; Leelamanie *et al.* 2010), and drying temperature (Dekker *et al.* 1998) affect the SWR and the water-dependent repellency behavior of soil.

The origin of this nonlinear behavior of the relationship between soil water repellency and water content is not well understood, although some proposed hypotheses exist (Regalado and Ritter 2005). An enhanced microbial activity with increasing relative humidity, that is, the soil water content, may cause an increase in soil water repellency (Jex *et al.* 1985). Wallis *et al.* (1990) proposed that molecular conformational changes in the organic matter may be responsible for the changes in hydrophobicity with water content. Doerr and Thomas (2000) suggested that the attachment/detachment of hydrophobic molecules from the soil mineral particles as water content varies might cause the water-dependent repellency. Doerr *et al.* (2002) proposed that the increased repellency with increasing relative humidity might be owing to the displacement of hydrophobic organic moieties into soil pores as the mineral and organic bonds were disrupted by the energy released from water vapor condensation.

Reduction of the surface free energy of soil particles due to an increase of adsorbed water molecules on high-energy mineral surfaces or the formation of thin water films (Derjaguin and Churaev 1986; Goebel *et al.* 2004; Leelamanie and Karube 2007; Leelamanie *et al.* 2008) may increase the contact angle and the water repellency soils.

5.2 Reduction in infiltration rates

The primary effect of soil water repellency is the reduction of infiltration rates creating unstable, irregular wetting fronts (Dekker and Ritsema 1994; Wallis and Horne 1992). The infiltration patterns in repellent and wettable soils are different (Feng *et al.* 2001; Tillman *et al.* 1989). Wettable soils typically have high initial infiltration rates, which decrease and become constant with time.

In contrast, the infiltration rate of water-repellent soils is initially slow and increases with time (Bond 1964; Wallis *et al.* 1991). Initial very low infiltration rates in water-repellent soils are due to lower attraction between soil and water. Infiltration rate increases with time due to molecular level changes and the dissolving of water-soluble material and consequently increasing the wettability of the surface. In addition, movement of water vapor, diffusion towards less water vapor, and available sites of particles improve the wettability of the entire soil and makes the infiltration rate higher.

5.3 Irregular wetting and preferential flow

The occurrence of water repellence in highly macroporous soils creates the potential for extreme spatial variability in infiltration rates (Figure 8). Under natural conditions, water-repellent soils do not show a continuous repellent layer on the surface, and therefore incomplete wetting and irregular wetting patterns can be identified in water-repellent soils. This changes the water distribution patterns in soils.

Water-repellent layers allow the water to enter the soil in discreet weak areas or “fingers” forming zones of preferential flow (Ritsema and Dekker 1996). Perturbations at an infiltrating wetting front might grow into

“fingers” or ‘preferential flow paths’ instead of flattening out by lateral diffusion (Annaka 2006; Baker and Hillel 1990; Kobayashi *et al.* 1996).



Figure 8: Selective penetration of water into the soil causing irregular wetting patterns

5.4 Overland flow and erosion

Erosion can be explained as a result of many factors, which can either be natural or manmade and largely associated with poor infiltration capacity of soils and extreme rainfall. As SWR reduces infiltration rates, it can contribute to land degradation caused by increasing surface runoff and topsoil erosion (Sadeghi *et al.* 2008).

The reduced infiltration capacity of soils leads to excess water accumulation, or ponding, on the soil surface that will consequently be grown into the overland flow or the surface runoff. This is usually most pronounced after strong dry periods (Doerr *et al.* 2000; Ferreira *et al.* 2000). Significant increases in overland flow cause increased erosion of the topsoil on slopes. There is also a loss of nutrients and sediments, which may end up in surface streams and waterways with the potential to cause significant pollution. There are pieces of evidence to show severe detachments of sediments in hydrophobic soils compared to hydrophilic soils (Shakesby *et al.* 2000). Therefore, the accumulation of water on the soil surface makes hydrophobic soil aggregates float. The floating aggregates can wash out from the fields in massive amounts with the increased overland flow and this will consequently increase the topsoil erosion

(Piyaruwan and Leelamanie 2020).

5.5 Water pollution

SWR can lead to the leaching of agrochemicals, increasing the risk of groundwater pollution. The preferential flow paths created due to SWR lead to the accelerated transport of contaminants in the soil matrix, specifically agricultural chemicals such as pesticides and fertilizers, to the groundwater (Blackwell 2000; Hendrickx *et al.* 1993; Smettem *et al.* 2021). SWR can contribute to land degradation caused by increasing surface runoff and top-soil erosion due to increases in overland flow as a result of diminished infiltration capacity of soils (Sadeghi *et al.* 2008). These nutrients and sediments may end up in surface streams and waterways with the potential to cause significant pollution. However, there are reports suggesting that although SWR is effective in generating considerable runoff, it would be over short distances (Sheridan *et al.* 2007). It is further noted that surface hydrophobic layers rarely cover the soil throughout over large distances some micro wettable regions can facilitate infiltration (Smettem *et al.* 2021).

5.6 Impeding plant growth and crop quality

Water repellency in soils can result in numerous problems caused by poor water movement patterns. Distribution of applied water and chemicals to agricultural fields, including soluble fertilizers or various pesticides, can be quite irregular and incomplete due to uneven wetting patterns of water-repellent soils (Doerr *et al.* 2000). This may lead to non-uniformity in crop quality.

Vertical solute leaching is greater in these preferential flow paths. Being small in area, preferential pathways through the soil lead to water movement deeper into the soil profile and to remove the water from the root zone depending on the intensity of the rainfall or irrigation event. Water draining below the root zone is lost to the plants and can be considered wastage. Not only is water wasted, but any soluble applied fertilizers in the soil will also be carried out of the plant-accessible

range (Ritsema and Dekker 2000). Decreased amounts of water and nutrient availability for plant growth cause considerable losses in agricultural production.

5.7 Improvement of aggregate stability

In contrast to the significant amount of research that has been carried out on the detrimental effects of water repellency on soils, the impact of water-repellent substances on improving aggregate stability has been much less investigated. Recent studies have demonstrated that subcritical or mild water repellency in soils can improve the resistance of aggregates against disruption (Goebel *et al.* 2011).

Slaking is linked with rapid pressure buildup within aggregates. In general, there are four key processes involved in aggregate deterioration; (i) slaking when dry aggregates are suddenly rehydrated; (ii) mechanical breakdown by the raindrop impact; (iii) mellowing after wetting-drying cycles; and (iv) differential swelling/dispersion when the soil is in contact with free water for a prolonged period. Water repellency (hydrophobicity) of soil aggregates reduces their affinity for water and their infiltration capacity by the presence of hydrophobic substances and their configurations (Eynard *et al.* 2006; Kořenková and Matúš 2015). By reducing the rate of infiltration into the aggregates, water repellency helps hamper the pressure buildup within aggregates, which will reduce the aggregate disruption by slaking and mechanical impact of raindrops. High stability of soil aggregates is expected to be caused.

However, improving aggregate stability using hydrophobic organic matter is not a simple process as it appears to be. If the consequence of hydrophobic organic matter is excessive, aggregates would become too much hydrophobic, and consequently increase the topsoil erosion by the removal of floating aggregates with runoff water. In addition, highly hydrophobic soils will create all the problems that a water-repellent soil would do. Therefore, care should be taken not to exceed this critical hydrophobic condition.

6.0 Management and amelioration

Water repellency is a consequence of the decomposition of organic materials, which are an essential component of healthy soil. Therefore, the entire removal of these organic materials from the system would not be a practical solution. However, it is essential to control organic matter build-up for the reasons of maintaining adequate infiltration and drainage.

Soil management practices may affect soil water repellency. Water repellency can be reduced by management factors that reduce the total organic carbon content (Harper *et al.* 2000). Increased disturbance by cultivation reduces the repellency. No-till soils were found to have higher repellency compared with plowed soil.

Minimum tillage and zero till systems may cause an increase in water repellency due to the accumulation of organic matter in the soil surface horizon (Harper *et al.* 2000). Cultivation may decrease water repellency by both mixing and mineralization of organic matter. It may increase the clay content of the topsoil by mixing with deeper more clayey materials and thereby reducing the water repellency (Harper *et al.* 2000). Furthermore, liming may provide additional fine material and stimulate the mineralization of organic matter. This reduction in organic matter and increase in finer fraction may reduce the water repellency (Harper *et al.* 2000; Wallis and Horne 1992).

The usefulness of wetting agents as a remedial treatment for water repellency has been discussed worldwide. Remedial treatments other than wetting agents are reported to be used more extensively in many countries. Mechanical methods, such as direct drilling and wide furrow sowing, and biological methods, such as the use of microorganisms and fertilizers to stimulate the microbial breakdown of water repellency, are included in these treatments (DeBano 2000 and references therein). The effectiveness of kaolinite and montmorillonite in reducing SWR has been tested over years (McKissock *et al.* 2002, 2003; Dlapa *et al.*

2004). With the addition of fine materials such as clays, the surface area of the soil is expected to be increased (Ward and Oades 1993; Roberts 1966). However, it may cause problems in drainage (Wallis and Horne 1992). The application of surfactants can increase the infiltration of water-repellent soils. These are long-chain polymers of varying complexity with hydrophilic and hydrophobic ends. However, these compounds are not commonly used to manage soil water repellency (Wallis and Horne 1992 and references therein).

7.0 Conclusions

SWR is increasingly being recognized as a common phenomenon impacting the hydrological functions of soil systems. Studying the different related issues would be supportive for the improved understanding of the SWR. This review explains various aspects of SWR, including origin, development, theoretical concepts, impacts, and amelioration of water repellency in soils using selected research findings over ten decades.

SWR is explained as a reduction of wetting rates and water retention that is caused by the presence of hydrophobic organic matter in the soil, especially as coatings on mineral particles. However, in many locations, the exact causes of the SWR are still not clearly understood. Water repellency is theoretically explained based on the contact angle and the surface free energy of soil. Water repellency reduces the water entry into the root zone and retard plant growth, reducing the quantity and the quality of crop production. Therefore, the various detriments of soil water repellency are discussed from an agricultural viewpoint. Different amelioration techniques as the methods to overcome these problems are described at the end of this review. However, at present, there is no optimum management strategies exist for the complete removal of water-repellent conditions from soils. Any technique used in water-repellent soils should be focused on minimizing environmental hazards while maintaining high crop productivity.

SWR is highly important because it interacts and interrelates five spheres in nature. SWR is caused by the presence of organic material derived from plants or microorganisms (*biosphere*) as coatings of surfaces of, or intermixed with, mineral soil particles (*lithosphere*). It changes with prevailing atmospheric and climatic (*atmosphere*) and influences hydrological dynamics (*hydrosphere*). SWR can be altered by anthropogenic activities (*anthroposphere*). Therefore, the effects of the water-repellent conditions on the hydrophysical characteristics of soil are specific and highly important, and is an issue that requires the attention of the general public of Sri Lanka.

References

- Adam NK 1963 Principles of water-repellency. In: Moillet, J.L. Ed. , Water Proofing and Water-Repellency. Elsevier, Ž . London, pp. 1–23.
- Anderson MA, Hung AYC, Mills D and Scott MS 1995 Factors affecting the surface tension of soil solutions and solutions of humic acids. *Soil Science*, 160: 111–116.
- Annaka T 2006 Wettability indices and water characteristics for sands of mixed wettability. *Journal of the Japanese Society of Soil Physic*, 102: 79–86 (in Japanese with English summary).
- Bachmann J, Horton R, van der Ploeg RR and Woche S 2000b. Modified sessile drop method for assessing initial soil–water contact angle of sandy soil. *Soil Science Society of America Journal*, 64: 564–567.
- Baker RS and Hillel D 1990 Laboratory tests of a theory of fingering during infiltration into layered soils. *Soil Science Society of America Journal*, 54: 20–30.
- Bisdorn EBA, Dekker LW and Schoute JF Th 1993 Water repellency of sieve fractions from sandy soils and relationships with organic material and soil structure. *Geoderma*, 56: 105–118.
- Bishay BG and Bakhati HK 1976 Water repellency of soils under citrus trees in Egypt and means of improvement. *Agric. Resour. Rev. (Cairo)*, 54: 63–74.
- Blackwell PS 2000 Management of water repellency in Australia, and risks associated with preferential flow, pesticide concentration and leaching. *J. Hydrol.*, 231–232, 384–395.
- Bond RD 1964 The influence of the microflora on the physical properties of soils. II. Field studies on water repellent sands. *Aust. J. Soil Res.*, 2: 123–131.
- Bond RD and Harris JR 1964 The influence of the microflora on the physical properties of soils. I. Effects associated with filamentous algae and fungi. *Soil Research*, 2(1): 111–122.
- Chan KY 1992 Development of seasonal water repellency under direct drilling. *Soil Sci. Soc. Am. J.*, 56: 326–329.
- Das DK and Das B 1972 Characterization of water repellency in Indian soils. *Indian J. Agric. Sci.*, 42: 1099–1102.
- De Jonge LW, Jacobsen OH and Moldrup P 1999 Soil water repellency: Effects of water content, temperature and particle size. *Soil Sci. Soc. Am. J.*, 63: 437–442.
- DeBano LF 2000 Water repellency in soils: A historical overview. *J. Hydrol.*, 231–232, 4–32.
- DeBano LF 1981 Water repellent soils: a state-of-the-art (Vol. 46). US Department of Agriculture, Forest Service, Pacific Southwest Forest and Range Experiment Station.
- DeBano LF, Mann LD and Hamilton DA 1970 Translocation of hydrophobic substances into soil by burning organic litter. *Soil Sci. Soc. Am. Proc.*, 34: 130–133.
- Dekker LW, Ritsema CJ, Oostindie K and Boersma OH 1998 Effect of drying temperature on the severity of soil water repellency. *Soil Sci.*, 163: 780–796.
- Dekker LW and Jungerius PD 1990 Water repellency in the dunes with special reference to the Netherlands. *Catena Suppl.*, 18: 173–183.
- Dekker LW and Ritsema CJ 1994 How water moves in a water repellent sandy soil: 1. Potential and actual water repellency. *Water Resour. Res.*, 30: 2507–2517.
- Derjaguin BV and Churaev NV 1986 Properties of water layers adjacent to

- interfaces. p. 663–738. In C.A. Croxton (ed.) Fluid interfacial phenomena. John Wiley & Sons, New York.
- Dlapa P, Doerr SH, Lichner L, Šir M and Tesar M 2004 Effects of kaolinite and Ca-montmorillonite on the alleviation of soil water repellency. *Plant Soil Environ.*, 8: 358–363.
- Doerr SH, Dekker LW, Ritsema CJ, Shakesby RA and Bryant R 2002 Water repellency of soils: The influence of ambient relative humidity. *Soil Sci. Soc. Am. J.*, 66: 401–405.
- Doerr SH, Shakesby RA and Walsh RPD 2000 Soil water repellency: Its causes, characteristics and hydrogeomorphological significance. *Earth Sci. Rev.* 51:33–65.
- Doerr SH, Llewellyn CT, Douglas P, Morley CP, Mainwaring KA, Haskins C, Johnsey L, Ritsema CJ, Stagnitti F, Allinson G and Ferreira A 2005 Extraction of compounds associated with water repellency in sandy soils of different origin. *Soil Research*, 43(3): 225–237.
- Doerr SH, Shakesby RA and Walsh RPD 1996 Soil hydrophobicity variations with depth and particle size fraction in burned and unburned *Eucalyptus globulus* and *Pinus pinaster* forest terrain in the Agueda basin, Portugal. *Catena* 27: pp. 25–47.
- Doerr SH and Thomas AD 2000 The role of soil moisture in controlling water repellency: new evidence from forest soils in Portugal. *J. Hydrol.*, 231–232, 134–147.
- Dormaer JF and Lutwick LE 1975 Pyrogenic evidence in Paleosols along the North Saskatchewan River in the Rocky Mountains of Alberta. *Can. J. Earth Sci.*, 12: 1238–1244.
- Eynard A, Schumache, TE, Lindstrom MJ, Malo DD and Kohl RA 2006 Effects of aggregate structure and organic C on wettability of Ustolls. *Soil Tillage Res.* 88 (1-2): 205–216. <https://doi.org/10.1016/j.still.2005.06.002>.
- Feng GL, Letey J and Wu L 2001. Water ponding depths affect temporal infiltration rates in a water repellent sand. *Soil Sci. Soc. Am. J.*, 65: 315–320.
- Ferreira AJD, Coelho COA, Walsh RPD, Shakesby RA, Ceballos A and Doerr SH 2000 Hydrological implications of soil water-repellency in *Eucalyptus globulus* forests, north-central Portugal. *Journal of Hydrology*, 231: 165-177.
- Franco CMM, Clarke PJ, Tate ME and Oades JM 2000a Hydrophobic properties and chemical characterization of natural water repellent materials in Australian sands. *J. Hydrol.*, 231–232, 47–58.
- Franco CMM, Michelsen PP and Oades JM 2000b Amelioration of water repellency: application of slow-release fertilizers to stimulate microbial breakdown of waxes. *J. Hydrol.*, 231–232, 342–351.
- Franco CMM, Tate ME and Oades JM 1995 Studies on non-wetting sands. I. The role of intrinsic particulate organic matter in the development of water repellency in non-wetting sands. *Aust. J. Soil Res.*, 33: 253–263.
- Giovannini G and Lucchesi S 1984 Differential thermal analysis and infrared investigations on soil hydrophobic substances. *Soil Sci.*, 137: 457–463.
- Goebel MO, Bachmann J, Reichstein M, Janssens IA and Guggenberger G 2011 Soil water repellency and its implications for organic matter decomposition—is there a link to extreme climatic events? *Global Change Biology*, 17(8): 2640-2656.
- Goebel MO, Bachmann J, Woche SK, Fischer WR and Horton R 2004 Water potential and aggregate size effects on contact angle and surface energy. *Soil Sci. Soc. Am. J.*, 68: 383–393.
- Hallett PD, White NA and Ritz K 2006 Impact of basidiomycete fungi on the wettability of soil contaminated with a hydrophobic polycyclic aromatic hydrocarbon. *Biologia*, 61: 334–338.
- Hansel FA, Aoki CT, Maia CMBF, Cunha Jr. A and Dedecek RA 2008 Comparison of two alkaline treatments in the extraction of organic compounds associated with water repellency in soil under *Pinus taeda*. *Geoderma* 148 (2): 167–172. <https://doi.org/10.1016/>

- j.geoderma.2008.10.002.
- Harper RJ, McKissock I, Gilkes RJ, Carter DJ and Blackwell PS 2000 A multivariate framework for interpreting the effects of soil properties, soil management and land use on water repellency. *J. Hydrol.*, 231–232, 371–383.
- Heimenz PC and Rajagopalan R 1997 *Principles of Surface and Colloid Chemistry*, 3rd ed., Marcel Dekker Inc., New York. 248–296.
- Hendrickx JMH, Dekker LW, Boersma OH 1993 Unstable wetting fronts in water repellent field soils. *J. Environ. Qual.*, 22: 109–118.
- Hubbert KR, Preisler HK, Wohlgemuth PM, Graham RC and Narog MG 2006 Prescribed burning effects on soil physical properties and soil water repellency in a steep chaparral watershed, southern California, USA. *Geoderma*, 130(3-4): 284-298. <https://doi.org/10.1016/j.geoderma.2005.02.001>
- Hurraß J and Schaumann GE 2006 Properties of soil organic matter and aqueous extracts of actually water repellent and wettable soil samples. *Geoderma*, 132: 222–239.
- Imeson AC, Verstraten JM, Van Mulligen EJ and Sevink J 1992 The effects of fire and water repellency on infiltration and runoff under Mediterranean type forest. *Catena*, 19: 345–361.
- Jaramillo DF, Dekker LW, Ritsema CJ and Hendrickx JMH 2000 Occurrence of soil water repellency in arid and humid climates. *J. Hydrol.*, 231–232, 105–111.
- Jex GW, Bleakley BH, Hubbell DH and Munro LL 1985 High humidity-induced increase in water repellency in some sandy soils. *Soil Sci. Soc. Am. J.*, 49: 1177–1182.
- Jordán A, Zavala LM, Mataix-Solera J and Doerr SH 2013 Soil water repellency: Origin, assessment and geomorphological consequences. *Catena*, 108:1-5.
- Kaiser M, Kleber M and Berhe AA 2015 How air-drying and rewetting modify soil organic matter characteristics: an assessment to improve data interpretation and inference. *Soil Biology and Biochemistry*, 80: 324-340.
- Kleber M, Sollins P and Sutton R 2007 A conceptual model of organo-mineral interactions in soils: self-assembly of organic molecular fragments into zonal structures on mineral surfaces. *Biogeochemistry*, 85(1): 9-24.
- Kobayashi M and Shimizu T 2007 Soil water repellency in a Japanese cypress plantation restricts increases in soil water storage during rainfall events. *Hydrological Processes*, 21(17): 2356-2364.
- Kobayashi M, Onodera S and Kato M 1996. Effect of water repellency on a water characteristic curve of forest soil. *J. Japan Soc. Hydrol. & Water Resour.*, 9: 88–91 (in Japanese with English summary).
- Kořenková L and Matúš P 2015 Role of water repellency in aggregate stability of cultivated soils under simulated raindrop impact. *Eurasian Soil Sc.* 48 (7): 754–758. <https://doi.org/10.1134/S1064229315070054>.
- Leelamanie DAL and Karube J 2011 Water-dependent repellency of model soils as affected by clay. *Soil Science and Plant Nutrition*, 57(1): 7-10.
- Leelamanie DAL 2016 Occurrence and distribution of water repellency in size fractionated coastal dune sand in Sri Lanka under Casuarina shelterbelt. *Catena* 142: 206–212. <https://doi.org/10.1016/j.catena.2016.03.026>.
- Leelamanie DAL, Karube J and Yoshida A 2010 Clay effects on the contact angle and water drop penetration time of model soils. *Soil Science & Plant Nutrition*, 56(3): 371-375.
- Leelamanie DAL and Karube J 2007 Effects of organic compounds, water content, and clay on water repellency of a model sandy soil. *Soil Sci. Plant Nutr.*, 53: 711–719.
- Leelamanie DAL and Karube J 2009 Effects of hydrophobic and hydrophilic organic matter on the water repellency of model sandy soils. *Soil Sci. Plant Nutr.*, (in press).
- Leelamanie DAL, Karube J and Yoshida A

- 2008 Relative humidity effects on contact angle and water drop penetration time of hydrophobized fine sand. *Soil Sci. Plant Nutr.*, (in press).
- Leelamanie DAL and Nishiwaki J 2019 Water repellency in Japanese coniferous forest soils as affected by drying temperature and moisture. *Biologia* 74 (2): 127–137. <https://doi.org/10.2478/s11756-018-0157-8>
- Leelamanie DAL, Piyaruwan HIGS, Jayasinghe PKSC and Senevirathne PANR 2021 Hydrophysical characteristics in water-repellent tropical Eucalyptus, Pine, and Casuarina plantation forest soils. *J. Hydrol. Hydromech.* 69 (4): 447–455. <https://doi.org/10.2478/johh-2021-0027>
- Lichner L, Dlapa P, Doerr SH, Mataix-Solera J 2006 Evaluation of different clay minerals as additives for soil water repellency alleviation. *Applied Clay Science*, 31: 238–248.
- Lichner L, Capuliak J, Zhukova N, Holko L, Czachor H and Kollár J 2013a Pines influence hydrophysical parameters and water flow in a sandy soil. *Biologia* 68: 1104–1108. <https://doi.org/10.2478/s11756-013-0254-7>.
- Lichner L, Dušek J, Dekker LW, Zhukova N, Faško P, Holko L, et al. 2013b Comparison of two methods to assess heterogeneity of water flow in soils. *J. Hydrol. Hydromech.* 61: 299–304. <https://doi.org/10.2478/johh-2013-0038>.
- Lichner L, Felde VJ, Büdel B, Leue M, Gerke HH, Ellerbrock RH, Kollár J, Rodný M, Šurda P, Fodor N and. Sándor R 2018 Effect of vegetation and its succession on water repellency in sandy soils. *Ecohydrology*, 11(6): p.e1991.
- Lichner LU, Hallett P, Feeney D, Ďugová O, Šír M and Tesař M 2007 Field measurement of soil water repellency and its impact on water flow under different vegetation. *Biologia*, 62(5): 537-541.
- Lin CY, Chou WC, Tsai JS and Lin WT 2006 Water repellency of Casuarina windbreaks (*Casuarina equisetifolia* Forst.) caused by fungi in central Taiwan. *Ecological Engineering*, 26(3): 283-292.
- Liu F and Zhan Y 2019 Soil water repellency in china and Israel: synthesis of observations and experiments. *Applied Ecology and Environmental Research*, 17(4): 8599-8614.
- Mainwaring KA, Morley CP, Doerr SH, Douglas P, Llewellyn CT, Llewellyn G, Matthews I and Stein BK 2004 Role of heavy polar organic compounds for water repellency of sandy soils. *Environmental Chemistry Letters*, 2(1): 35-39.. <https://doi.org/10.1007/s10311-004-0064-9>
- Mandal D and Jayaprakash J 2009 Water repellency of soils in the lower Himalayan regions of India: impact of land use. *Current Science*, 148-152.
- Ma'shum M, Tate ME, Jones GP and Oades JM 1988 Extraction and characterization of water-repellent materials from Australian soils. *J. Soil Sci.*, 39: 99–110.
- McGhie DA and Posner AM 1980 Water repellence of a heavy-textured Western Australian surface soil. *Aust. J. Soil Res.*, 18: 309–323.
- McGhie DA and Posner AM 1981 The effect of plant top material on the water repellence of fired sands and water repellent soils. *Aust. J. Agric. Res.*, 32: 609–620.
- McKissock I, Gilkes RJ and Walker EL 2002 The reduction of water repellency by added clay is influenced by clay and soil properties. *Applied Clay Science*, 20: 225–241.
- McKissock I, Gilkes RJ and van Bronswijk W 2003 The relationship of soil water repellency to aliphatic C and kaolin measured using DRIFT. *Aust. J. soil Res.*, 41: 251–265.
- Nakaya N, Motomura S and Yokoi H 1977 Some aspects on water repellency of soils. *Soil Sci. Plant Nutr.*, 23: 409–415.
- Orzechowski M, Smólczyński S, Sowinski P and Rybinska B 2013 Water repellency of soils with various content of organic matter in north-eastern Poland. *Soil Science Annual*, 64(2): 30–33.
- Piyaruwan HIGS, Jayasinghe PKSC and Leelamanie DAL 2020 Water

- repellency in eucalyptus and pine plantation forest soils and its relation to groundwater levels estimated with multi-temporal modeling. *J. Hydrol. Hydromech.* 68(4): pp.382-391.
- Piyaruwan HIGS and Leelamanie DAL 2020 Existence of water repellency and its relation to structural stability of soils in a tropical Eucalyptus plantation forest. *Geoderma* 380, 114679. <https://doi.org/10.1016/j.geoderma.2020.114679>
- Regalado CM and Ritter A 2005 Characterizing water dependent soil repellency with minimal parameter requirement. *Soil Sci. Soc. Am. J.*, 69: 1955–1966.
- Ritsema CJ and Dekker LW 1998 Three-dimensional patterns of moisture, water repellency, bromide and pH in a sandy soil. *J. Contam. Hydrol.*, 31: 295–313.
- Ritsema CJ and Dekker LW 2000. Preferential flow in water repellent sandy soils: principles and modeling implications, *J. Hydrol.*, 231–232, 308–319.
- Ritsema CJ and Dekker LW 1996 Water repellency and it's role in forming preferred flow paths in soils. *Aust. J. Soil Res.*, 34: 475–487.
- Roberts FJ 1966 The effects of sand type and fine particle amendments on the emergence and growth of subterranean clover (*Trifolium subterraneum* L.) with particular reference to water relations. *Aus. J. Agr. Res.*, 17: 657–672.
- Roy JL and McGill WB 2002 Assessing soil water repellency using the molarity of ethanol droplet (MED) test. *Soil Sci.*, 167: 83–97.
- Rye CF and Smettem KRJ 2015 Seasonal and interannual variability of the effective flow cross-sectional area in a water-repellent soil. *Vadose Zone J.*, 14 <https://doi.org/10.2136/vzj2014.10.0141>.
- Sadeghi SHR, Mizuyama T, Miyata S, Gomi T, Kosugi K, Fukushima T, Mizugaki S and Onda Y 2008 Determinant factors of sediment graphs and rating loops in a reforested watershed. *J. Hydrol.* 356(3-4):271-82.
- Schantz EC and Piemeisel FJ 1917 Fungus fairy rings in Eastern Colorado and their effect on vegetation. *J. Agricult. Res.* 11: 191–245.
- Scott DF and Van Wyk DB 1992 The effects of fire on soil water repellency, catchment sediment yields and streamflow. In: *Fire in South African Mountain Fynbos*, Ecological Series, 193: 216–239.
- Shakesby RA, Doerr SH and Walsh RPD 2000 The erosional impact of soil hydrophobicity: Current problems and future research directions. *J. Hydrol.*, 231–232, 178–191.
- Sheridan GJ, Lane PNJ and Noske PJ 2007 Quantification of hillslope runoff and erosion processes before and after wildfire in a wet Eucalyptus forest. *J. Hydrol.* 343: 12–28. <https://doi.org/10.1016/j.jhydrol.2007.06.005>.
- Smettem KRJ, Rye C, Henry DJ, Sochacki SJ and Harper RJ 2021 Soil water repellency and the five spheres of influence: A review of mechanisms, measurement and ecological implications. *Science of the Total Environment*, 787: p.147429.
- Tillman RW, Scotter DR, Wallis MG and Clothier BE 1989 Water-repellency and its measurement by using intrinsic sorptivity. *Aust. J. Soil Res.*, 27: 637–644.
- Tschapek M 1984 Criteria for determining the hydrophilicity - hydrophobicity of soils. *Zeitschrift für pflanzenernährung und bodenkunde*, 147(2): pp.137-149.
- Uddin SMM, Harper RJ and Henry DJ 2019 Contribution of binary organic layers to soil water repellency: a molecular level perspective. *J. Phys. Chem. A* 123: 7518–7527. <https://doi.org/10.1021/acs.jpca.9b04033>.
- Wallis MG, Scotter DR and Horne DJ 1991 An evaluation of the intrinsic sorptivity water repellency index on a range of New Zealand soils. *Aust. J. Soil Res.*, 29: 353–362.
- Wallis MG and Horne DJ 1992 Soil water repellency. *Adv. Soil Sci.*, 20: 91–146.
- Wallis MG, Horne DJ and McAuliffe KW

- 1990 A study of water repellency and its amelioration in a yellow brown sand. 1. Severity of water repellency and the effects of wetting and abrasion. *N. Z. J. Agric. Res.*, 3: 139–144.
- Ward PR and Oades JM 1993 Effect of clay mineralogy and exchangeable cations on water repellency in clay-amended sandy soils. *Aust. J. soil Res.*, 31: 351–364.
- Ziogas AK, Dekker LW, Oostindie K and Ritsema CJ 2005 Soil water repellency in north-eastern Greece with adverse effects of drying on the persistence. *Soil Research*, 43(3): 281-289. <https://doi.org/10.1071/SR04087>