


PART B- Anatomy

Year- End Examination Year 1

BSc Medical Laboratory Science Degree Programme - 8th Batch

Human Biology (MLS1103) – Theory (Structured Essay)



60

Index Number:.....

1. 1.1 Name five different types of cells present in the cerebral cortex. (10 marks)


.....
.....
.....
.....
.....

1.2 Draw a labeled diagram of a multipolar neuron. (20 marks)

60

1.3 Describe briefly the histological appearance of cerebellar cortex using a diagram.

(30 marks)



A series of horizontal dotted lines for writing, corresponding to the 30 marks allocated for question 1.3.

1.4 Name five endocrine glands in human body.

(10 marks)

A series of horizontal dotted lines for writing, corresponding to the 10 marks allocated for question 1.4.

2.

2.1 Name five different types of tissues present in the body.

(10 marks)

58

2.2 Describe the histological appearance of skeletal muscle using diagrams.

(20 marks)

2.3 Describe briefly the histological appearance of urinary bladder.



58



.....

.....

.....

.....

.....

.....

.....

.....

.....

.....

2.4 Name the organs of female reproductive system. (10 marks)

.....

.....

.....

.....

.....

.....

.....

.....

.....

.....

2.5 Briefly describe the histological appearance of the fallopian tube. (15 marks)

.....

.....

.....

.....

.....

.....

.....

.....

.....

.....




2.6 Name five structures present in the ovary

(10 marks)

57

2.7 Briefly describe the histological appearance of one of the structures you named in 2.6.

(15 marks)



===== The End =====

57